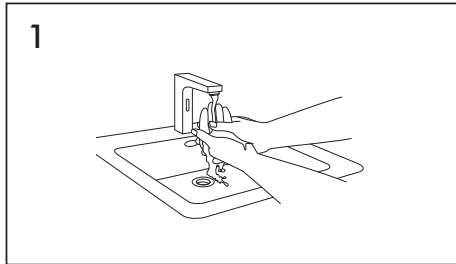
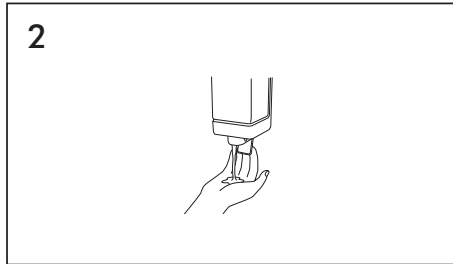


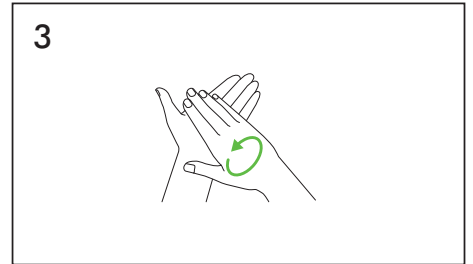
Handwashing guide



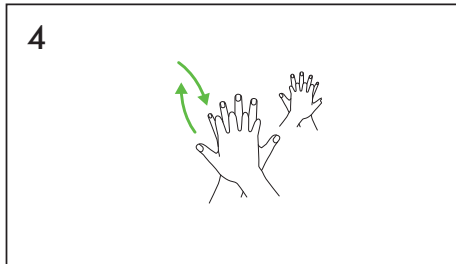
1
Wet hands with water




2
Apply enough soap to cover all hand surfaces



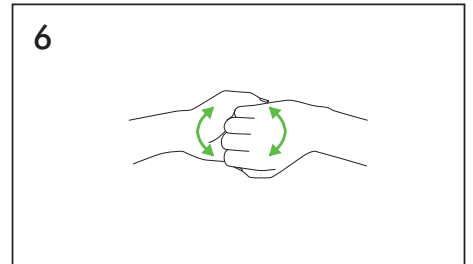
3
Rub hands palm to palm



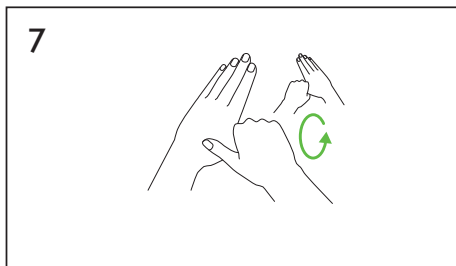
4
Right palm over left dorsum with interlaced fingers and vice versa



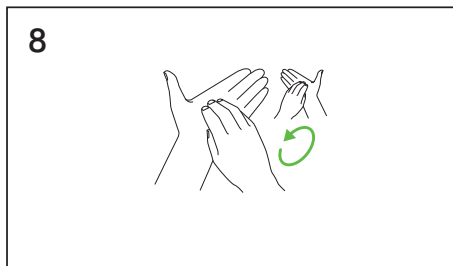
5
Palm to palm with fingers interlaced



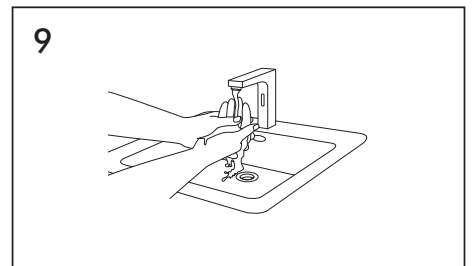
6
Backs of fingers to opposing palms with fingers interlocked



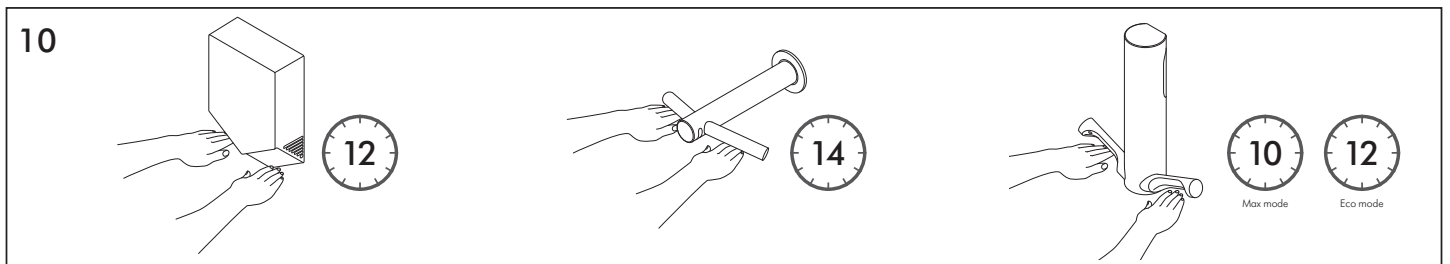
7
Rotational rubbing of left thumb clasped in right palm and vice versa



8
Rotational rubbing, backwards and forwards with clasped fingers of right hand in left palm and vice versa



9
Rinse hands with water



Dry hands hygienically with Dyson Airblade™ technology and HEPA-purified air

Adapted from WHO and CDC hand washing guidelines.

https://www.who.int/gpsc/clean_hands_protection/en/

<https://www.cdc.gov/features/handwashing/index.html>

Dyson Airblade™ V Hands are dried in 12 seconds¹

Dyson Airblade™ W+D Hands are dried in 14 seconds¹

Dyson Airblade™ 9kJ Hands are dried in 10 seconds Max mode or 12 seconds Eco mode¹

¹ Dry time determined using Dyson test method 769 based on NSF P335 using a measurement of 0.1g residual moisture.